

OTi QBM 30/220...240/700 NFC S

OPTOTRONIC Intelligent – Qualified Bluetooth Mesh NFC S | Compact constant current LED driver – Dimmable



Vantaggi prodotto

- Versatile QBM window driver due to flexible output characteristic
- Locking and unlocking of programmable features

Aree applicative

- Adatto per gli apparecchi con impostazione flessibile della corrente
- Adatto per installazioni indoor SELV
- Adatto per apparecchi di illuminazione in classe di isolamento I e II



Scheda prodotto

Dati tecnici

Dati elettrici

Nominal input voltage	220...240 V
Frequenza di rete	0,50,60 Hz
Tensione in ingresso	198...264 V ¹⁾
Tensione continua (cc)	176...276 V
Total harmonic distortion	< 10 % ²⁾
Fattore di potenza λ	$\geq 0,95$
Efficienza ECG	90 % ³⁾
Potenza dissipata in stand-by	<0,15 W
Corrente di innesco	< 20 A ⁴⁾
Numero max di ECG con autom. da 10 A	20
No. max di ECG p. circuito autom. 16 A	30
Resistenza ai transitori (L/N- terra)	2 kV
Resistenza ai transitori (L/N)	1 kV
Tensione in uscita	20...50 V ⁵⁾
U-OUT	60 V
Corrente in uscita	350...700 mA ⁶⁾
Default output current	500 mA
Output current tolerance	± 5 %
Output ripple current (100 Hz)	< 5 % ⁷⁾
Potenza in uscita	30 W ⁸⁾
Current set	NFC
Radio frequency	2.4 GHz
Maximum TX power	+4 dBm ⁹⁾
Wireless protocol	Qualified Bluetooth mesh enabled by Silvair
Wireless range	10 m line of sight

1) Intervallo di tensione consentito

2) At full load, 220...240 V, 50 Hz / see graphs

3) Tipico / A pieno carico e 230 V

4) $t_{width} = 200 \mu s$ (misurato ad un'intensità del 50% I)

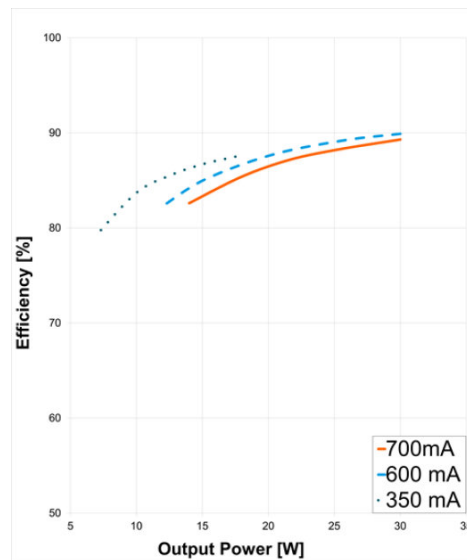
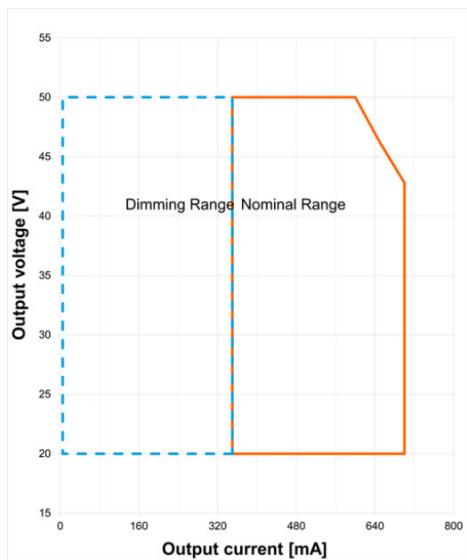
5) Massima 60 V

6) ± 5 %

7) Ripple average at 100 Hz

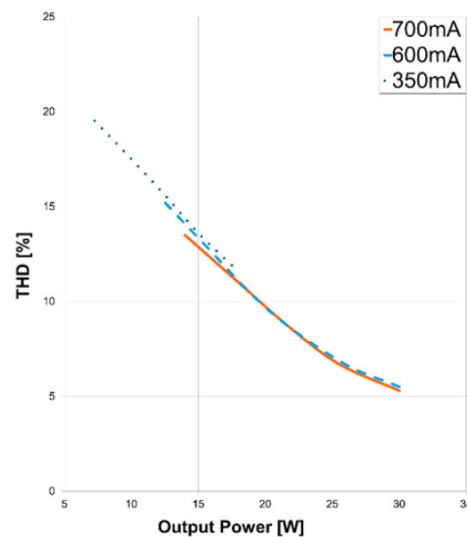
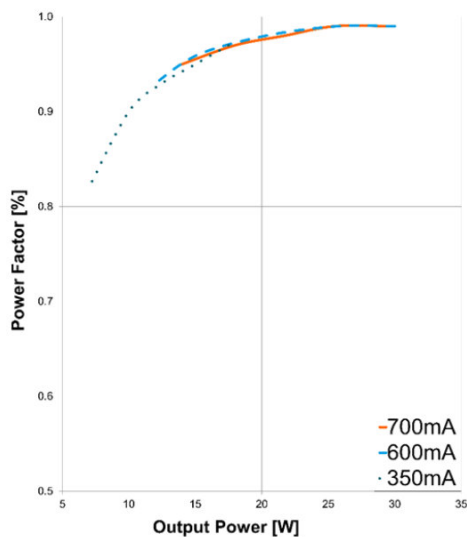
8) Partial load 10...30 W

9) 2.512 mW



OTI QBM DALI 30 Operating Window

OTI QBM DALI 30 Typical Efficiency vs. Load

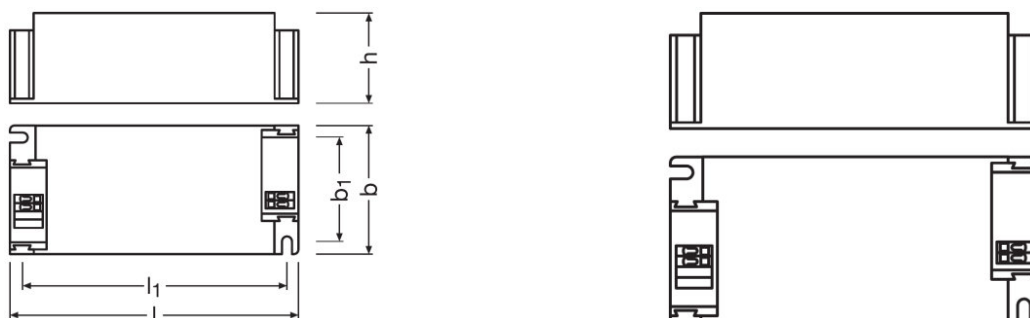


OTI QBM DALI 30 Typical Power Factor vs. Load

OTI QBM DALI 30 Typical THD Vs Load

Scheda prodotto

Dimensioni e peso



Altezza	29,5 mm
Distanza tra fori di fissaggi-lunghezza	88,0 mm
Distanza tra fori di fissaggio-larghezza	34,0 mm
Peso prodotto	110,00 g
Sezione dei cavi, lato ingresso	0,5...1,5 mm ² ¹⁾
Sezione dei cavi, lato uscita	0,5...1,5 mm ² ¹⁾
Spellatura dei cavi in ingresso	7...8 mm
Spellatura dei cavi in uscita	7...8 mm
Lunghezza	97,0 mm
Larghezza	43,0 mm

¹⁾ Cavi rigidi o flessibili

Colori e materiali

Materiale dell'involucro	Plastica
--------------------------	----------

Temperature e condizioni di utilizzo

Temperatura ambiente	-20...+50 °C
Umidità relativa	5...85 % ¹⁾
Temperatura di stoccaggio	-25...85 °C
Permitted relative humidity at storage	0...85 %
Max temp involucro in caso di malfunzion	110 °C
Temperatura massima nel punto di prova T	75 °C ²⁾

¹⁾ Massimo 56 giorni all'anno all'85%

²⁾ Massimo a punto T_c

Durata

Durata ECG	50000 / 100000 h ¹⁾
------------	--------------------------------

¹⁾ T_c = 75°C, 0.2% / 1,000 h failure rate / T_c = 65°C, 0.1% / 1,000 h failure rate

Caratteristiche

Dimmerabile	Si
Interfaccia per la regolazione	Qualified Bluetooth mesh by Silvair
Campo di regolazione	1...100 %
Dimmer	Amplitude Modulation
Protezione contro il surriscaldamento	Reversibile automatico
Protezione contro il sovraccarico	Reversibile automatico
Protezione contro i corto circuiti	Reversibile automatico
Prova funzionamento a vuoto	Si
Lunghezza massima cavi ECG/lampada	2,0 m ¹⁾
Idoneo per apparecchi con vetro frontale	I / II
Tipo di connessione, controllo	Terminale a pressione
Tipo di connessione, controllo	Terminale a pressione
Adatta per collegamento in cascata	No
Adatta per luce di emergenza	Si
Constant Lumen Function	Programmabile
Programming interface	NFC
Reset	Manual ²⁾
Number of channels	1
DALI-2 Energy Data	No
DALI-2 Diagnostic Data	No

¹⁾ Output wires must be routed as close as possible to each other

²⁾ see additional product information

Programming

Tuner4TRONIC	Si
Tuner4TRONIC Field App	Si
Programming device	NFC

Programmable features

Lamp Operating Time	Si
Driver Guard	Si
Emergency Mode	Si
DALI-2 Luminaire Data	No
Configuration Lock	Si
Soft Switch Off	Si
Dim to Dark	Si
OEM Key	No

Scheda prodotto

Certificati, Norme, Direttive

Marchi di approvazione	CE / EL / EAC ¹⁾
Norme	Secondo EN 61347-1/Secondo EN 61347-2-13/Secondo EN 55015/Secondo EN 61547/Secondo EN 61000-3-2/Secondo EN 62384/Secondo EN 62479/Secondo ETSI EN 300 328/Secondo ETSI EN 301 489-17/Secondo ETSI EN 301 489 - 1
Classe di sicurezza	II
Grado di protezione	IP20

¹⁾ In preparation

Dati logistici

Codice prodotto di base	85044095900
-------------------------	-------------

Environmental information











Information according Art. 33 of EU Regulation (EC) 1907/2006 (REACH)	
Date of Declaration	07-07-2023
Primary Article Identifier	4062172110143
Candidate List Substance 1	Lead
CAS No. of substance 1	7439-92-1
Safe Use Instruction	The identification of the Candidate List substance is sufficient to allow safe use of the article.
Declaration No. in SCIP database	e5f4856e-18d4-4d90-964f-184212b45278

Scheda prodotto

Testo delle specifiche

- By integrating the device into a casing the wireless range could be affected, in particular by metal surfaces. Therefore, the wireless range needs to be verified after integration.
- The device has passed successfully the SILVAIR Testing process.
- The device can be put into operation using the OSRAM HubSense Commissioning Tool (<https://platform.hubsense.eu>), subject to prior acceptance of the Terms of Use and the Privacy Policy.
- OSRAM may terminate or suspend the use of the HubSense Commissioning Tool at any time and for any or no reason in its sole discretion, even if access and use is continued to be allowed to others.
- The device complies with Bluetooth mesh Standard v1.0. It can also be used in 3rd party Bluetooth mesh network, that complies with this standard and that supports the mesh models of this device, and with certain 3rd party commissioning tools, that support the mesh models of this device. In order to ensure correct interoperability a verification with the 3rd party network components and the 3rd party commissioning tool is necessary in advance. Please contact OSRAM (support@hubsense.eu) to receive the actual list of supported models for this device.
- OSRAM shall have no liability for any 3rd party commissioning tool and does not make any representations, express or implied, about the availability and/or performance of such commissioning tool.
- OSRAM shall have no liability for and does not make any representations, express or implied, about the connectivity of OSRAM QBM products with any other products, that have passed the SILVAIR Testing process.
- Reset to factory setting: (1) Power off device and disconnect from mains, apply short circuit between LED+ and LED-, (2) connect device to mains and power on for at least 2 seconds, (3) power off device, disconnect from mains and remove short circuit. Reset completed.

Download dati

File	
	User instruction OPTOTRONIC LED Power Supply
	User instruction OPTOTRONIC LED Power Supply
	Certificati OTi QBM NFC S I UK DoC 4281118 110222
	Certificati OT ENEC 40038447 260623
	Certificati OT EMC 40044675 031022
	Dichiarazioni di conformità OTi QBM NFC S I CE 4200206 110222
	Dati CAD OTI QBM NFC S IGS 140220
	Dati CAD OTI QBM NFC S STEP 140220
	Dati CAD 2-dim OTI QBM NFC S CAD2PDF 140220
	Dati CAD 3-dim OTI QBM NFC S CAD3PDF 140220

Scheda prodotto

Ecodesign regulation information:

Intended for use with LED modules.

The forward voltage of the LED light source shall be within the defined operating window of the control gear in all operating conditions including dimming if applicable.

Separate control gear and light sources must be disposed of at certified disposal companies in accordance with Directive 2012/19/EU (WEEE) in the EU and with Waste Electrical and Electronic Equipment (WEEE) Regulations 2013 in the UK. For this purpose, collection points for recycling centres and take-back systems (CRSO) are available from retailers or private disposal companies, which accept separate control gear and light sources free of charge. In this way, raw materials are conserved and materials are recycled.

Dati logistici

Codice prodotto	Descrizione del prodotto	Unità di imballo (Pezzi/unità)	Dimensioni (lunghezza x profondità x altezza)	Volume	Peso lordo
4062172110143	OTi QBM 30/220...240/700 NFC S	Cartone di spedizione 20	208 mm x 158 mm x 107 mm	3.52 dm ³	2315.00 g

1) codice prodotto indicato descrive la minore quantità che può essere ordinata. Una unità di spedizione può contenere uno o più di un singolo prodotto. Quando si inserisce un ordine, per la quantità inserire una o più unità di spedizione.

Clausola

Subject to change without notice. Errors and omission excepted. Always make sure to use the most recent release.